







MAKE YOUR OWN Lifeline Giving Day Bunting



Instructions

1. Cut out the bunting triangles with scissors.
2. Cut a piece of string to length.
(TIP: remember that the string will dip!)
3. Space out your triangles, leaving string at the ends to tie.
4. Staple or tape the triangles in place.
5. Hang up your bunting!